

AZURE STACK HCI: BRANCH OFFICE AND EDGE

Leverage your Azure Stack HCI investment to run key virtual applications and workloads in a highly available, resilient fashion on hardware designed for branch office and edge scenarios with industry-leading support for 2-node configurations including: [Nested resiliency](#), [USB thumb drive cluster witness](#), and browser-based administration via [Windows Admin Center](#). Below, you will find a how-to guide for Azure Stack HCI branch office and edge configurations that includes:

- Plan and deploy DataON hardware and OS/tools to support Azure Stack HCI branch office and edge scenarios.
- Step by step documentation to enable Branch office and edge support including IoT and cloud-driven Container management.

DataON Validated Nodes for Azure Stack HCI

DataON validated nodes for Azure Stack HCI get you up and running quickly and reliable, providing a reference-architecture-like experience, with the broadest choice of hardware components.

DataON validated nodes can be optimized for high performance with all-NVMe storage or balanced capacity and storage with flexible hybrid NVMe cache and SSD/HDD storage. With Azure Stack HCI, customers can get great resiliency with nested two-way mirroring.

DataON is an exclusive Microsoft partner, with 100 Integrated Systems and validated nodes in the Microsoft Azure Stack HCI Catalog, as well as over 1000 HCI clusters and 150PB of storage deployed. DataON is a Microsoft Gold Partner, Microsoft Cloud Service Provider (CSP), and an Intel Strategic OEM Partner.

DataON MUST for Windows Admin Center

DataON MUST is included with DataON validated nodes. DataON MUST provides real-time monitoring & alerts for Azure Stack HCI. It features a centralized dashboard, historic data reporting, enhanced disk mapping, email alerts, and call home services.

AZURE STACK HCI: BRANCH OFFICE AND EDGE

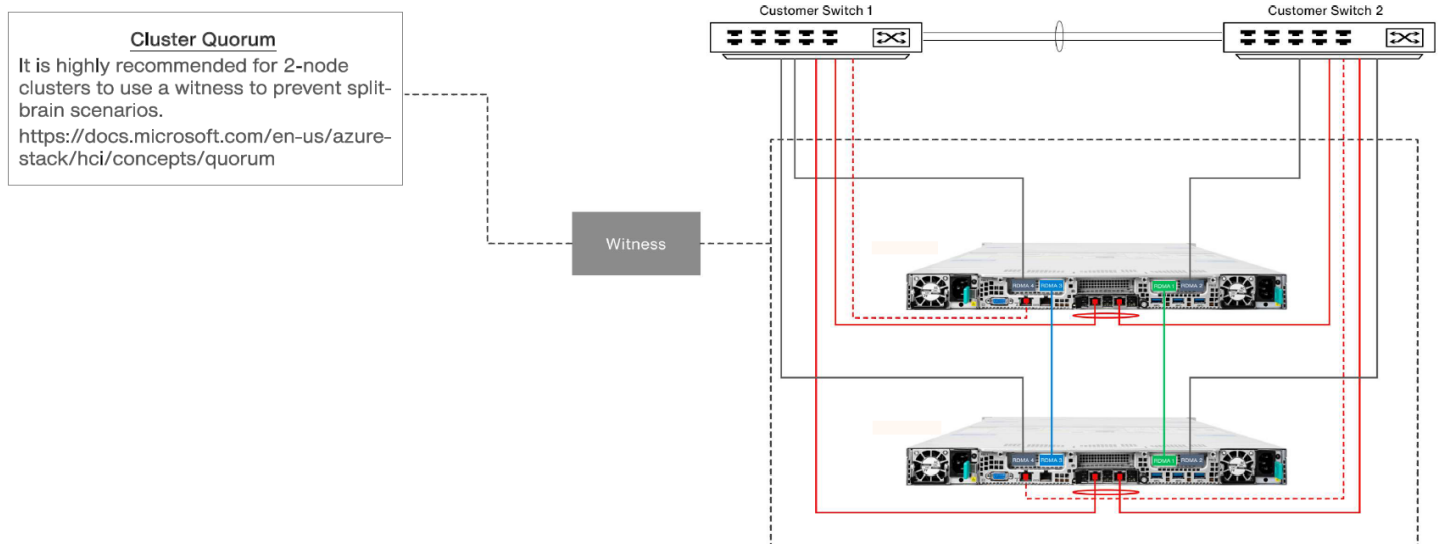
How to deploy branch office and edge on Azure Stack HCI

1/ Hardware and OS configuration for branch office and edge environments



| DataON HCI-6104 | DataON HCI-6112 | DataON HCI-6208 | DataON HCI-6212 | DataON HCI-6216 | DataON HCI-6224 |
|---|-----------------------------------|---------------------------------------|--|-----------------------------------|-----------------------------------|
| Optimized for size & performance | Optimized for size & performance | Optimized for performance & expansion | Optimized for IOPS & capacity | Optimized for IOPS & performance | Optimized for IOPS & performance |
| 2 to 16 Nodes | | | | | |
| All-NVMe flash storage | All-NVMe flash storage | All-NVMe flash storage | Hybrid storage | All-NVMe flash storage | All-NVMe flash storage |
| 1U / 1-Node rack 4x 2.5" Bays | 1U / 1-Node Rack 12x 2.5" Bays | 2U / 1-Node rack 12x 2.5" Bays | 2U / 1-Node Rack 2x 2.5"/3.5" NVMe + 10x 3.5" SAS/SATA | 2U / 1-Node rack 16x 2.5" Bays | 2U / 1-Node Rack 24x 2.5" Bays |
| 3rd Generation Intel® Xeon® Scalable processors | | | | | |
| Up to 12TB DDR4 | | | | | |
| Intel® NVMe SSDs | | | | | |
| 25GbE RDMA networking | | | | | |


2/ Network and Switch Connectivity

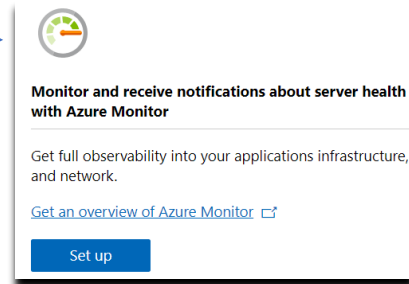


AZURE STACK HCI: BRANCH OFFICE AND EDGE

3/ **Step by Step** guide to [deploy Azure Stack HCI](#). Also install [Windows Admin Center \(WAC\)](#) for managing Azure Stack HCI.

From Windows Admin Center (WAC), set up **Azure Monitor** to gain insight into your application, network, and server health of your Azure Stack HCI branch office and edge deployment.

Additionally, you can set up additional  Azure hybrid services such as Backup, File Sync, Site Recovery, Point-to-Site VPN, Update Management, and Security Center in WAC.



4/ Enable branch office and edge Modern Application support

Once your Azure Stack HCI branch office and edge setup is complete, follow the steps below to enable your environment to support modern Container-based application development and IoT data processing by deploying a VM running Azure IoT Edge.

What is [Azure IoT Edge](#)?

- *Open source software from Microsoft*
 - *Runs on Windows or Linux*
 - *Built to run “on the edge” for near-real time responses*
 - *Secured by software and hardware mechanisms*
 - *Available AI Toolkit*
<https://github.com/Azure/ai-toolkit-iot-edge>
- *Open programmability: Java, .Net Core 2.0, Node.js, C and Python support*
 - *Offline and intermittent connectivity support*
 - *Natively managed from Azure IoT Hub*

...combines AI, cloud and edge computing to containerize cloud workloads—such as Azure Cognitive Services, Machine Learning, Stream Analytics, and Functions—and run them locally on devices from a Raspberry Pi to an industrial gateway or converged edge server and manages edge applications / devices with Azure IoT Hub.

AZURE STACK HCI: BRANCH OFFICE AND EDGE

How do I deploy Azure IoT Edge on Azure Stack HCI?

1. [Create a VM on your Azure Stack HCI using Windows Admin Center](#)
(For supported OS versions, VM types, processor architectures and system requirements, click [here](#))
2. If you do not already have an Azure account, get your free account [here](#)
3. [Create an Azure IoT Hub](#) in the Azure Portal
4. [Register an IoT Edge device](#) in the Azure Portal
(The IoT Edge "device" is the Windows or Linux VM running on your Azure Stack HCI installation)
5. [Install and start the IoT Edge runtime](#) on the VM you created in step 1
(You will need the device string created in step 4 above to connect the runtime to your Azure IoT Hub)
6. [Deploy a module to IoT Edge](#)
(Pre-built modules can be sourced and deployed from the [IoT Edge Modules section of the Azure Marketplace](#))

NOTE: In addition to gathering and processing IoT data from IoT sensors, Azure IoT Edge can also be utilized to deploy Containers with general purpose usage capabilities. Adding Azure IoT Edge to your Azure Stack HCI branch office and edge deployments modernizes your environment to support [CI/CD pipeline](#) application deployment framework. Your DevOps personnel can deploy and iterate on Containerized applications that IT builds and supports via traditional VM management processes and tools.

Summary

With completion of the Azure Stack HCI branch office and edge deployment and the installation and configuration of Azure IoT Edge, you now have a platform capable of running complex, highly available workloads in VMs and Containers for branch office and edge deployments.

www.dataonstorage.com | 1-888-725-8588 | sales@dataonstorage.com

Copyright © 2022 DataON. All Rights Reserved. Specifications may change without notice. DataON is not responsible for photographic or typographical errors. DataON, the DataON logo, MUST, and the MUST logo are trademarks of DataON in the United States and certain other countries. Other company, product, or services names may be trademarks or service marks of others.

05/22